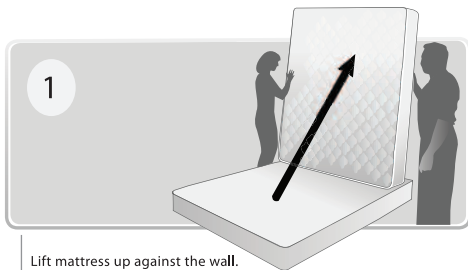


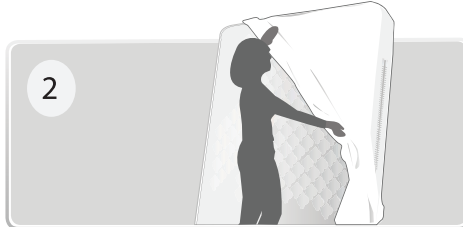
BUGLOCK[®] Plus

MATTRESS ENCASEMENT



1

Lift mattress up against the wall.




2

Align the corners of the cover with the corners of the mattress. **THE MIRACLE MEMBRANE[®] SURFACE MUST BE ON THE TOP OF THE MATTRESS.**



3

Make sure that the top corners are properly aligned before closing the zipper.



4

Place the mattress back onto the box-spring, insuring that **THE MIRACLE MEMBRANE[®] SURFACE IS ON THE TOP OF THE MATTRESS.**



5

Zip up the cover all around the mattress.



6

Close the zipper completely to ensure complete bed-bug protection.

The liability of JAB Distributors, LLC, Protect-A-Bed North America, LLC or their licensees and distributors ("providers") arising out of or relating to the purchase of this product shall be limited to the actual amounts paid by the buyer for the product, and shall in no event include the cost of procuring substitute goods or any incidental, indirect, consequential or punitive damages of any kind caused by the use of this product, even if the providers are aware of the possibility of such damages, whether in an action in contract, tort, strict liability or otherwise. In case of use for purposes of Bed Bug prevention or control, please note the following important facts:

- This product is an important tool in the fight against bed bugs, but is not the only and definitive remedy – a pest control specialist should be engaged to implement a complete elimination program
- Only about 70% of bed bugs make a home in or around the mattress and box spring, while the remainder nest elsewhere in the room
- Bed bug infestations are hard to eliminate and often take several visits from a pest control specialist for satisfactory control of an infestation

- In a bed bug infestation scenario this product should be applied as follows:

- o Encasement of the existing mattress and box spring, thereby trapping an infestation in sealed environment, preventing the insects from feeding, resulting in eventual elimination of the part of the infestation in the bedding (in this case, do not remove the encasement for at least 18 months) or
- o Encasement of replacement mattress and box spring to prevent infestations of the bedding during subsequent flare-ups resulting from incomplete elimination.
- o To assist with easy and early detection and to inhibit infestation growth rates.

- PLEASE NOTE THAT THE INTRODUCTION OF THIS PRODUCT TO AN INFESTED ROOM, WITH NO OTHER ELIMINATION ACTIONS TAKEN, MAY NOT STOP THE INFESTATION

WASHING INSTRUCTIONS



Do not
dry clean



Do not
bleach



Machine wash
warm



Tumble dry
medium



Do not
iron

Close zipper for washing.

Top surface 100% Polyester, laminated to Polyurathane | Sides 100% Polyester | Bottom 100% Polypropylene

RN 116969

CA 51937

www.protectabed.co.za

0800 775 775